

MITSUBISHI ELECTRIC HYDRONICS & IT COOLING SYSTEMS S.p.A.

COMFORT

CHILLERS

NX² **G02** **G06**

AIR COOLED CHILLERS
FOR OUTDOOR INSTALLATION,
FROM 167 TO 921 kW

R410A

R454B



NX2

G02
G06



QUIETER. GREENER. COOLER.

**Air cooled chillers with scroll compressors and low GWP refrigerant.
From 167 to 921 kW.**



NX2-G02 and NX2-G06 are air cooled chillers with scroll compressors designed for delivering the best efficiencies in comfort applications.

Available with either R410A refrigerant or the low GWP R454B, the new range spans from units with four to eight compressors in a multi-circuit configuration.

All the main hydraulic and mechanical components are integrated inside the unit, providing the ideal plug & play solution for HVAC plants.

The complete range is Eurovent certified and all the sizes are completely ErP2021 compliant.

COMFORT APPLICATIONS

- ✓ Hotels
- ✓ Museums
- ✓ Banks
- ✓ Shopping centers
- ✓ Education centres
- ✓ Office buildings
- ✓ Sport facilities
- ✓ Institutions

PREMIUM EFFICIENCIES IN COOLING



COOLING

NX2-G06 Air cooled chillers

UP TO

from 167 to 367 kW

from 379 to 921 kW

EER SEER

EER

SEER

EER

SEER

▶ **3,46** **5,07**

A

3,37

5,15

K

3,22

5,02

▶ Standard efficiency

A ▶ Very high efficiency

K ▶ Key efficiency

EER: 12/7°C, air 35°C (EN14511 values)
SEER: Regulation (EU) N. 2016/2281

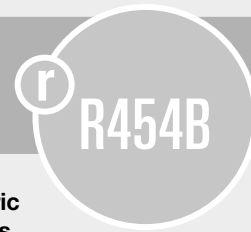
3 ACOUSTIC VERSIONS

Standard	Low sound power levels already in the standard version.	
Acoustical Enclosure	Additional compressor enclosures with sound-absorbing material, for even lower sound power levels.	-2 dB(A)
NR Kit	The highest level of noise reduction. No compromises in efficiency!	up to -9 dB(A)

HEAT RECOVERY CONFIGURATIONS

Standard unit	Unit without heat recovery.	-
Partial heat recovery	A desuperheater on the compressor discharge line recovers approximately 20% of the unit's capacity. Suitable for DHW production or other secondary uses, such as the integration of an existing boiler.	60°C

NEW GENERATION GREEN REFRIGERANT



Fully committed to support the creation of a greener tomorrow, Mitsubishi Electric Hydronics & IT Cooling Systems presents the G06 series, chillers and heat pumps with reduced environmental impact.

Thanks to the new generation refrigerant R454B, the environmental impact of NX2-G06 is greatly reduced. Combining reduced refrigerant charge with a low GWP refrigerant, these units boast the lowest amount of CO₂eq in the scroll unit market, thus resulting as the perfect choice for any new forward looking installation.

R454B REFRIGERANT

High density, low **GWP refrigerant**. Its physical properties are **similar to R410A**, so the same type of equipment / components can be used.

GWP: 467

-76% vs R410A
-31% vs R32



REDUCED ENVIRONMENTAL IMPACT

- ▶ **Low GWP**, only 467
- ▶ **Reduced refrigerant charge** (-10% vs R410A)



RELIABILITY

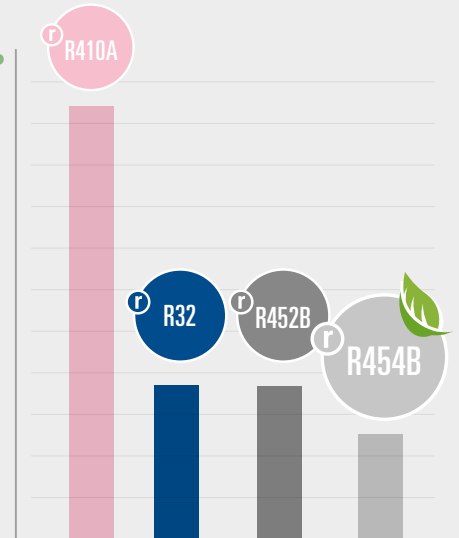
- ▶ Use of **well-known components**
- ▶ Refrigerant circuit **reliability** is maintained



PERFORMANCE & ENVELOPE

- ▶ **Same operating limits** of R410A both in **cooling and heating**
- ▶ Higher efficiency (full load +3,5%, seasonal +2% vs R410A)

GWP



HIGHER EFFICIENCY IN LESS SPACE

+11% COOLING CAPACITY

+12% SEASONAL EFFICIENCY



NX2 delivers increased cooling capacity and efficiency compared to the previous generation, exceeding the most demanding efficiency thresholds.

SUPER SILENT OPERATION

THE MOST SILENT SCROLL CHILLER IN THE MARKET




NX2-G02 and NX2-G06 ranges are key in providing perfect environmental comfort.

NR Kit is available for an outstanding sound level while maintaining the same performance and footprint as the standard version.

UNYIELDING IN EXTREME CONDITIONS

EXTENDED OPERATING LIMITS



Designed to ensure complete reliability, NX2 operates in all climates from -20°C to +52°C.

NX2 can be equipped with highly resistant coil coatings to withstand even the harshest industrial or coastal environmental conditions.

TECHNOLOGICAL CHOICES

W3000+ CONTROL

Management software developed fully in-house

- ▶ Proprietary settings for faster adaptive responses to different dynamics
- ▶ Enhanced diagnostics thanks to the black box function
- ▶ Connectivity with the most commonly used BMS protocols and M-Net Mitsubishi Electric proprietary protocol (Opt.)

Compact keyboard



- ▶ Large LCD display and functional keys
- ▶ Quick and easy parameter consultation and adjustment by means of a multi-level menu
- ▶ KIPLink, the innovative Wi-Fi interface, is available as an option.

Patent-pending solution which optimizes the thermodynamic cycle



New generation full aluminum micro-channel coils for cooling only chillers



- ▶ Long Life Alloy (LLA) for higher corrosion resistance and longer life cycle
- ▶ Up to 30% of refrigerant charge reduction vs. traditional solutions
- ▶ Lower weight vs. traditional solutions



Al- E-coating treatment (opt.)



3120 h
SWAAT test
(ASTM G85-02 A3)

- ✓ Excellent resistance to UV rays.
- ✓ over 6000 h resistance as per ASTM B117
- ✓ over 1000 h of surface protection against UV rays as per ASTM G155-05a

E-coating process



Alkaline cleaning



Deionized water rinse



E-coat treatment



Final rinse



Oven bake



UV topcoat



R454B Refrigerant

GWP: 467

-76% vs R410A
-31% vs R32

High density, low GWP refrigerant

▶ **Composition:**
69% R32 + 31% R1234yf

▶ **Global Warming Potential:**
467 (IPCC AR5)

▶ **Safety classification:**
- A2L mildly flammable (ISO 817)
- Fluid Group 1 (PED)

BEST-IN-CLASS TECHNOLOGICAL CHOICES FOR HIGH-LEVEL PERFORMANCE AND SUPER SILENT OPERATION

FANS

High performing, axial fans:

- ▶ External bell mouth for the highest efficiency and best-in-class sound power levels
- ▶ Variable Speed control as standard (DVVF), for large operating limits

UP TO +7% MORE SEASONAL EFFICIENCY



EC fans (opt. available for all versions)

- ▶ Continuous regulation of air flow
- ▶ Reduced power consumption and increased efficiencies at partial loads
- ▶ High ESP EC fan option for up to 150 Pa of available static pressure



Heat Exchangers

NX2 range is available with either Shell & Tube or Plates heat exchangers:

Plates Evaporator from 167 kW to 367 kW

- ▶ Made of AISI 316 steel plates, copper-brazed, **fully protected against ice formation** with closed-cell neoprene external lining

Shell & Tubes Evaporator from 167 to 921 kW

- ▶ Dry expansion, single pass, **fully in-house developed**, with internally grooved copper tubes and **possibility of inspection and tubes cleaning**



SCROLL COMPRESSORS



New generation scroll compressors, developed for the use of high density A2L refrigerants (Fluid Group 1 of PED Directive).

- ▶ **Tandem or trio configuration** to benefit from **higher seasonal efficiency**
- ▶ **Specific oil management solution** for enhanced reliability

HYDRONIC MODULES

The **fully integrated hydronic module** (opt.) includes the pumps, the buffer tank, and all the main hydraulic components, **which optimize of the installation space, time, and costs.**

Pumps

- ▶ In-line configuration
- ▶ 2-pole motor
- ▶ Single or twin pumps
- ▶ Low or high head (approx. 100 or 200 kPa).

Pumps + Inverter

- ▶ External inverter to adjust the waterflow
- ▶ Reduced energy consumption through speed regulation
- ▶ Available flow control logics: Constant flow parameter-set, variable flow with VPF and VPF.D systems

Pumps + Buffer tank

- ▶ Up to 1000 liter buffer tank
- ▶ 20mm insulation lining
- ▶ Including: expansion vessel, safety valve, manometer.


ACCESSORIES AND FURTHER OPTIONS

KIPlink USER INTERFACE



An exclusive product of
Mitsubishi Electric Hydronics & IT Cooling Systems.

Based on Wi-Fi technology, KIPlink is an option that allows one to operate the unit directly from a mobile device (smartphone, tablet, or notebook) by simply scanning the QR code positioned on the unit.



MAIN FEATURES



Easier on-site operation

Monitor each component while moving around the unit for maintenance operations. View and change all parameters with easy-to-understand screenshots and dedicated tooltips. Get devoted "help" messages / for alarm reset and trouble shooting.



Real-time graphs and trends

Monitor the immediate labor status of the compressors, heat exchangers, cooling circuits, and pumps. View the real-time graphs of the key operating variable trends.



Data logger function

View history of events and use the filter for a simple search. Enhance diagnostics with data and graphs of 10 minutes before and after each alarm. Download all the data for detailed analysis.

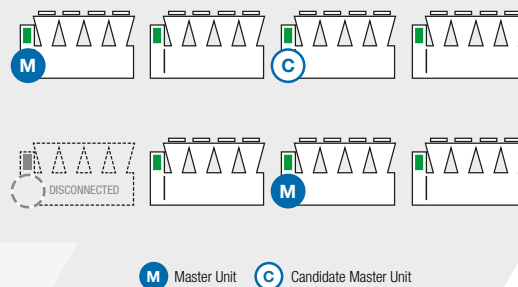
SMART LAN FUNCTIONS

The NX2 ranges feature embedded LAN logics for an easy connection between a group of chillers.

- ▶ Up to 8 chillers connected to the same group.
- ▶ Load sharing and Sequencing logics for the smart distribution of cooling loads among the units.
- ▶ Selectable units' start-up sequence to avoid simultaneous start-ups of different unit's compressors in case of dangerous current peaks.
- ▶ Stand by unit management with automatic unit rotation.
- ▶ Dynamic master with succession priority One master unit is elected to coordinate the group and if it becomes disconnected the candidate unit takes full control.
- ▶ Resource priority management For a group of chillers, with different technologies, it is possible to set the usage priority of each unit, making the most of the available cooling resources.

The entire cooling equipment works as one, with one master chiller that coordinates and optimizes the operation of the group.

MASTER SUCCESSION PRIORITY



FURTHER OPTIONS

Set-point adjustment

4-20 mA: Enables remote set-point adjustments (analog input).

Double set-point: Enables the remote switch between 2 set-points (digital input).

Set-point compensation: Automatic adjustment of the set-point on the basis of the outdoor temperature.

Control functions

Night mode: Limits the unit sound level reducing the usage of the resources. Sound power reduction (with factory settings): -3 dB(A).

U.L.C. User Limit Control: Controls a mixing valve (not included) to ensure a safe start-up and operation of the unit even in critical conditions.

Remote probe: Controls the unit's and pump's activation on the base of the water temperature of the buffer tank or hydraulic decoupler.

Demand limit: Limits the unit's power absorption for safety reasons or in temporary situations (digital input).

Electrical

Compressor rephasing: The capacitors on the compressors' line increase the unit's power factor.

Soft-starter: Manages the inrush current enabling lower motor windings' mechanical wear, avoidance of mains voltage fluctuations during starting and favorable sizing for the electrical system.

Connectivity

Serial card interface module to allow integration with BMS protocols:

Modbus / LonWorks / BACnet MS/TP / BACnet over IP / Konnex / Modbus TCP/IP/ SNMP

M-Net interface kit: Interface module to allow the integration of the unit with Mitsubishi Electric proprietary communication protocol M-Net.

Multi Manager options to allow easy connection between a group of chillers

Energy Meter

Energy meter for BMS: Acquires electrical data and the power absorbed by the unit and sends them the BMS for energy metering (Modbus RS485).

Energy meter for W3000: The electrical data acquired is available directly on the unit's control.

Refrigerant circuit

Compressor suction and discharge valves: Installed for each compressor tandem or trio, the valves simplify maintenance activities. The user can work on the isolated valve for periodic maintenance or replacement, without removing the refrigerant from the circuit.

Dual pressure relief valves with switch: One valve is isolated from the refrigerant circuit while the other is in service. The user can work on the isolated valve for periodic maintenance or replacement, without removing the refrigerant from the circuit.

Refrigerant leak detector

Leak detector: Factory installed device. In case of a gas leak detection it raises an alarm.

Leak detector + compressor off: Factory installed device. In case of a gas leak detection it raises an alarm and stops the units.

Hydraulic

Water flow switch: Designed to protect the unit when the water flow across the evaporator is not sufficient and falls outside of the operating parameters.

Structure

Anti-intrusion grilles: Perimeter metal grilles to protect against the intrusion of solid bodies into the unit structure.

Spring or rubber type anti-vibration mountings: Reduce vibrations, keeping noise transmission to a minimum.

Packing

Standard or nylon packing: The unit is provided with plastic supports, with or without a protective nylon layer.

Container slides or packing: The unit is provided with metal slides to load it in a container, with or without a protective nylon layer.

Wooden cage packing: The unit is provided with a robust wooden cage, with or without a protective nylon layer.

NX2 G02 0184P - 0374P

Air cooled chillers
for outdoor installation
(from 176 to 367 kW)

R410A



NX2-G02

Model			0184P	0214P	0244P	0264P	0294P	0334P	0374P
Power supply	V/ph/Hz		400/3/50	400/3/50	400/3/50	400/3/50	400/3/50	400/3/50	400/3/50
PERFORMANCE									
COOLING ONLY (GROSS VALUE)									
Cooling capacity	(1)	kW	178,0	207,8	237,4	262,5	293,1	330,0	366,5
Total power input	(1)	kW	52,92	62,72	74,41	83,58	87,61	100,2	113,8
EER	(1)	kW/kW	3,365	3,314	3,191	3,140	3,346	3,293	3,221
ESEER	(1)	kW/kW							
COOLING ONLY (EN14511 VALUE)									
Cooling capacity	(1)(2)	kW	177,6	207,4	237,0	262,2	292,7	329,6	366,0
EER	(1)(2)	kW/kW	3,300	3,260	3,140	3,090	3,300	3,250	3,170
ENERGY EFFICIENCY									
SEASONAL EFFICIENCY IN COOLING (REG. EU 2016/2281)									
AMBIENT REFRIGERATION									
Prated,c	(7)	kW	178	207	237	262	293	330	366
SEER	(7)(8)		4,68	4,70	4,70	4,71	4,63	4,65	4,60
Performance η_s	(7)(9)	%	184	185	185	186	182	183	181
EXCHANGERS									
HEAT EXCHANGER USER SIDE IN REFRIGERATION									
Water flow	(1)	l/s	8,511	9,935	11,35	12,55	14,02	15,78	17,53
Pressure drop at the heat exchanger	(1)	kPa	47,7	49,0	51,4	51,1	46,9	44,2	54,5
REFRIGERANT CIRCUIT									
Compressors nr.		N°	4	4	4	4	4	4	4
No. Circuits		N°	2	2	2	2	2	2	2
Refrigerant charge		kg	33,4	35,4	41,7	41,8	52,8	57,6	57,7
NOISE LEVEL									
Sound Pressure	(3)	dB(A)	54	54	55	55	56	58	59
Sound power level in cooling	(4)(5)	dB(A)	86	86	87	87	88	90	91
SIZE AND WEIGHT									
A	(6)	mm	3160	3160	3160	3160	4335	4335	4335
B	(6)	mm	2250	2250	2250	2250	2250	2250	2250
H	(6)	mm	2290	2290	2290	2290	2290	2290	2290
Operating weight	(6)	kg	1620	1640	1850	1880	2230	2260	2470

NX2-G02 + NR kit



Model			0184P	0214P	0244P	0264P	0294P	0334P	0374P
Power supply	V/ph/Hz		400/3/50	400/3/50	400/3/50	400/3/50	400/3/50	400/3/50	400/3/50
PERFORMANCE									
COOLING ONLY (GROSS VALUE)									
Cooling capacity	(1)	kW	176,0	205,2	234,2	258,7	289,8	326,1	362,2
Total power input	(1)	kW	53,38	64,40	77,05	87,10	88,69	103,1	117,7
EER	(1)	kW/kW	3,296	3,186	3,042	2,970	3,267	3,163	3,077
ESEER	(1)	kW/kW							
COOLING ONLY (EN14511 VALUE)									
Cooling capacity	(1)(2)	kW	175,6	204,9	233,8	258,4	289,4	325,7	361,7
EER	(1)(2)	kW/kW	3,240	3,140	2,990	2,930	3,220	3,120	3,030
ENERGY EFFICIENCY									
SEASONAL EFFICIENCY IN COOLING (REG. EU 2016/2281)									
AMBIENT REFRIGERATION									
Prated,c	(7)	kW	176	205	234	258	289	326	362
SEER	(7)(8)		4,70	4,71	4,67	4,66	4,71	4,71	4,59
Performance η_s	(7)(9)	%	185	185	184	183	185	185	180
EXCHANGERS									
HEAT EXCHANGER USER SIDE IN REFRIGERATION									
Water flow	(1)	l/s	8,415	9,815	11,20	12,37	13,86	15,59	17,32
Pressure drop at the heat exchanger	(1)	kPa	46,6	47,8	50,1	49,6	45,8	43,2	53,3
REFRIGERANT CIRCUIT									
Compressors nr.		N°	4	4	4	4	4	4	4
No. Circuits		N°	2	2	2	2	2	2	2
Refrigerant charge		kg	33,4	35,4	41,7	41,8	52,8	57,6	57,7
NOISE LEVEL									
Sound Pressure	(3)	dB(A)	49	50	51	51	52	54	55
Sound power level in cooling	(4)(5)	dB(A)	81	82	83	83	84	86	87
SIZE AND WEIGHT									
A	(6)	mm	3160	3160	3160	3160	4335	4335	4335
B	(6)	mm	2250	2250	2250	2250	2250	2250	2250
H	(6)	mm	2290	2290	2290	2290	2290	2290	2290
Operating weight	(6)	kg	1620	1640	1850	1880	2230	2260	2470

Notes:

- Plant (side) cooling exchanger water (in/out) 12°C/7°C; Source (side) heat exchanger air (in) 35°C.
- Values in compliance with EN14511
- Average sound pressure level at 10m distance, unit in a free field on a reflective surface; non-binding value calculated from the sound power level.
- Sound power on the basis of measurements made in compliance with ISO 9614.

- Sound power level in cooling, outdoors.
- Unit in standard configuration/execution, without optional accessories.
- Parameter calculated according to [REGULATION (EU) N. 2016/2281]
- Seasonal energy efficiency ratio
- Seasonal space cooling energy efficiency

The units highlighted in this publication contain R410A [GWP₁₀₀ 2088] fluorinated greenhouse gases.

Certified data in EUROVENT

NX² G06

0184P - 0374P

Air cooled chillers
for outdoor installation
(from 167 to 346 kW)



NX2-G06

Model			0184P	0214P	0244P	0264P	0294P	0334P	0374P
Power supply	V/ph/Hz		400/3/50	400/3/50	400/3/50	400/3/50	400/3/50	400/3/50	400/3/50
PERFORMANCE									
COOLING ONLY (GROSS VALUE)									
Cooling capacity	(1)	kW	168,4	197,5	226,2	250,7	280,0	313,1	345,8
Total power input	(1)	kW	49,44	58,24	68,66	77,32	81,59	93,64	106,6
EER	(1)	kW/kW	3,409	3,393	3,293	3,243	3,431	3,345	3,244
ESEER	(1)	kW/kW							
COOLING ONLY (EN14511 VALUE)									
Cooling capacity	(1)(2)	kW	168,1	197,2	225,8	250,4	279,7	312,8	345,4
EER	(1)(2)	kW/kW	3,350	3,340	3,240	3,200	3,380	3,300	3,200
ENERGY EFFICIENCY									
SEASONAL EFFICIENCY IN COOLING (REG. EU 2016/2281)									
AMBIENT REFRIGERATION									
Prated,c	(7)	kW	168	197	226	250	280	313	345
SEER	(7)(8)		4,73	4,76	4,78	4,79	4,71	4,73	4,62
Performance η_s	(7)(9)	%	186	188	188	189	185	186	182
EXCHANGERS									
HEAT EXCHANGER USER SIDE IN REFRIGERATION									
Water flow	(1)	l/s	8,052	9,444	10,81	11,99	13,39	14,97	16,54
Pressure drop at the heat exchanger	(1)	kPa	42,7	44,3	46,7	46,6	42,8	39,8	48,5
REFRIGERANT CIRCUIT									
Compressors nr.		N°	4	4	4	4	4	4	4
No. Circuits		N°	2	2	2	2	2	2	2
Refrigerant charge		kg	30,1	31,9	37,5	37,6	47,5	51,8	51,9
NOISE LEVEL									
Sound Pressure	(3)	dB(A)	54	54	55	55	56	58	59
Sound power level in cooling	(4)(5)	dB(A)	86	86	87	87	88	90	91
SIZE AND WEIGHT									
A	(6)	mm	3160	3160	3160	3160	4335	4335	4335
B	(6)	mm	2250	2250	2250	2250	2250	2250	2250
H	(6)	mm	2290	2290	2290	2290	2290	2290	2290
Operating weight	(6)	kg	1620	1640	1850	1880	2230	2260	2470

NX2-G06 + NR kit



Model			0184P	0214P	0244P	0264P	0294P	0334P	0374P
Power supply	V/ph/Hz		400/3/50	400/3/50	400/3/50	400/3/50	400/3/50	400/3/50	400/3/50
PERFORMANCE									
COOLING ONLY (GROSS VALUE)									
Cooling capacity	(1)	kW	167,4	196,0	224,0	247,8	278,2	310,6	343,1
Total power input	(1)	kW	49,84	59,71	70,95	80,45	82,38	96,11	109,9
EER	(1)	kW/kW	3,361	3,283	3,155	3,082	3,376	3,232	3,122
ESEER	(1)	kW/kW							
COOLING ONLY (EN14511 VALUE)									
Cooling capacity	(1)(2)	kW	167,1	195,7	223,7	247,5	277,9	310,2	342,6
EER	(1)(2)	kW/kW	3,300	3,230	3,110	3,040	3,330	3,190	3,080
ENERGY EFFICIENCY									
SEASONAL EFFICIENCY IN COOLING (REG. EU 2016/2281)									
AMBIENT REFRIGERATION									
Prated,c	(7)	kW	167	196	224	248	278	310	343
SEER	(7)(8)		4,77	4,78	4,77	4,75	4,80	4,79	4,64
Performance η_s	(7)(9)	%	188	188	188	187	189	188	183
EXCHANGERS									
HEAT EXCHANGER USER SIDE IN REFRIGERATION									
Water flow	(1)	l/s	8,006	9,375	10,71	11,85	13,31	14,85	16,41
Pressure drop at the heat exchanger	(1)	kPa	42,2	43,6	45,8	45,5	42,2	39,2	47,8
REFRIGERANT CIRCUIT									
Compressors nr.		N°	4	4	4	4	4	4	4
No. Circuits		N°	2	2	2	2	2	2	2
Refrigerant charge		kg	30,1	31,9	37,5	37,6	47,5	51,8	51,9
NOISE LEVEL									
Sound Pressure	(3)	dB(A)	49	50	51	51	52	54	55
Sound power level in cooling	(4)(5)	dB(A)	81	82	83	83	84	86	87
SIZE AND WEIGHT									
A	(6)	mm	3160	3160	3160	3160	4335	4335	4335
B	(6)	mm	2250	2250	2250	2250	2250	2250	2250
H	(6)	mm	2290	2290	2290	2290	2290	2290	2290
Operating weight	(6)	kg	1620	1640	1850	1880	2230	2260	2470

Notes:

- Plant (side) cooling exchanger water (in/out) 12°C/7°C; Source (side) heat exchanger air (in) 35°C.
- Values in compliance with EN14511
- Average sound pressure level at 10m distance, unit in a free field on a reflective surface; non-binding value calculated from the sound power level.
- Sound power on the basis of measurements made in compliance with ISO 9614.

- Sound power level in cooling, outdoors.
- Unit in standard configuration/execution, without optional accessories.
- Parameter calculated according to [REGULATION (EU) N. 2016/2281]
- Seasonal energy efficiency ratio
- Seasonal space cooling energy efficiency

The units highlighted in this publication contain R454B [GWP₁₀₀ 466] fluorinated greenhouse gases.

Certified data in EUROVENT

NX² G02

0404 - 0928

Air cooled chillers
for outdoor installation
(from 398 to 921 kW)



NX2-G02 / K

Model			0404	0424	0464	0515	0576	0585	0636
Power supply	V/ph/Hz		400/3/50	400/3/50	400/3/50	400/3/50	400/3/50	400/3/50	400/3/50
PERFORMANCE									
COOLING ONLY (GROSS VALUE)									
Cooling capacity	(1)	kW	397,6	417,9	456,4	510,0	563,5	573,0	626,4
Total power input	(1)	kW	127,0	135,0	151,6	167,4	183,4	186,4	202,5
EER	(1)	kW/kW	3,131	3,096	3,011	3,047	3,073	3,074	3,093
ESEER	(1)	kW/kW	-	-	-	-	-	-	-
COOLING ONLY (EN14511 VALUE)									
Cooling capacity	(1)(2)	kW	397,0	417,4	455,9	509,4	562,8	572,4	625,8
EER	(1)(2)	kW/kW	3,080	3,050	2,960	3,000	3,020	3,040	3,050
ESEER	(1)(2)	kW/kW	-	-	-	-	-	-	-
Cooling energy class			-	-	-	-	-	-	-
ENERGY EFFICIENCY									
SEASONAL EFFICIENCY IN COOLING (REG. EU 2016/2281)									
AMBIENT REFRIGERATION									
Prated,c	(7)	kW	397	417	456	509	563	572	626
SEER	(7)(8)		4,58	4,60	4,55	4,61	4,61	4,67	4,65
Performance η_s	(7)(9)	%	180	181	179	181	181	184	183
EXCHANGERS									
HEAT EXCHANGER USER SIDE IN REFRIGERATION									
Water flow	(1)	l/s	19,01	19,98	21,83	24,39	26,95	27,40	29,95
Pressure drop at the heat exchanger	(1)	kPa	67,9	53,3	63,6	60,1	73,4	46,7	55,8
REFRIGERANT CIRCUIT									
Compressors nr.		N°	4	4	4	5	6	5	6
No. Circuits		N°	2	2	2	2	2	2	2
Refrigerant charge		kg	49,1	54,2	54,4	62,7	67,8	75,8	78,7
NOISE LEVEL									
Sound Pressure	(3)	dB(A)	62	62	62	62	63	63	62
Sound power level in cooling	(4)(5)	dB(A)	94	94	94	94	95	95	95
SIZE AND WEIGHT									
A	(6)	mm	3905	3905	3905	5080	5080	5080	6255
B	(6)	mm	2260	2260	2260	2260	2260	2260	2260
H	(6)	mm	2560	2560	2560	2560	2560	2560	2560
Operating weight	(6)	kg	2520	2550	2590	3090	3320	3400	3840

Model			0676	0706	0768	0808	0848	0898	0928
Power supply	V/ph/Hz		400/3/50	400/3/50	400/3/50	400/3/50	400/3/50	400/3/50	400/3/50
PERFORMANCE									
COOLING ONLY (GROSS VALUE)									
Cooling capacity	(1)	kW	665,3	688,8	755,7	796,3	836,0	874,4	905,9
Total power input	(1)	kW	218,9	221,4	238,6	254,1	270,0	286,4	302,6
EER	(1)	kW/kW	3,039	3,111	3,167	3,134	3,096	3,053	2,994
ESEER	(1)	kW/kW	-	-	-	-	-	-	-
COOLING ONLY (EN14511 VALUE)									
Cooling capacity	(1)(2)	kW	664,7	688,2	755,0	795,6	835,4	873,7	905,2
EER	(1)(2)	kW/kW	3,000	3,070	3,120	3,080	3,060	3,010	2,950
ESEER	(1)(2)	kW/kW	-	-	-	-	-	-	-
Cooling energy class			-	-	-	-	-	-	-
ENERGY EFFICIENCY									
SEASONAL EFFICIENCY IN COOLING (REG. EU 2016/2281)									
AMBIENT REFRIGERATION									
Prated,c	(7)	kW	665	688	755	796	835	874	905
SEER	(7)(8)		4,64	4,67	4,67	4,66	4,67	4,65	4,65
Performance η_s	(7)(9)	%	183	184	184	183	184	183	183
EXCHANGERS									
HEAT EXCHANGER USER SIDE IN REFRIGERATION									
Water flow	(1)	l/s	31,81	32,94	36,14	38,08	39,98	41,82	43,32
Pressure drop at the heat exchanger	(1)	kPa	53,8	57,7	62,6	69,5	51,8	56,7	60,8
REFRIGERANT CIRCUIT									
Compressors nr.		N°	6	6	8	8	8	8	8
No. Circuits		N°	3	2	4	4	4	4	4
Refrigerant charge		kg	79,1	90,1	93,2	100	110	111	111
NOISE LEVEL									
Sound Pressure	(3)	dB(A)	62	63	63	63	64	64	64
Sound power level in cooling	(4)(5)	dB(A)	95	96	96	96	97	97	97
SIZE AND WEIGHT									
A	(6)	mm	6255	6255	7430	7430	7430	7430	7430
B	(6)	mm	2260	2260	2260	2260	2260	2260	2260
H	(6)	mm	2560	2560	2560	2560	2560	2560	2560
Operating weight	(6)	kg	3890	4000	4840	4880	4950	4990	5030

Notes:

- Plant (side) cooling exchanger water (in/out) 12°C/7°C; Source (side) heat exchanger air (in) 35°C.
- Values in compliance with EN14511
- Average sound pressure level at 10m distance, unit in a free field on a reflective surface; non-binding value calculated from the sound power level.
- Sound power on the basis of measurements made in compliance with ISO 9614.

- Sound power level in cooling, outdoors.
- Unit in standard configuration/execution, without optional accessories.
- Parameter calculated according to [REGULATION (EU) N. 2016/2281]
- Seasonal energy efficiency ratio
- Seasonal space cooling energy efficiency

The units highlighted in this publication contain R410A [GWP₁₀₀ 2088] fluorinated greenhouse gases.

Certified data in EUROVENT



NX2-G02 / A

Model		0404	0424	0464	0515	0576	0585	0636
Power supply	V/ph/Hz	400/3/50	400/3/50	400/3/50	400/3/50	400/3/50	400/3/50	400/3/50
PERFORMANCE								
COOLING ONLY (GROSS VALUE)								
Cooling capacity	(1)	kW	401,9	423,1	464,7	516,7	569,3	632,8
Total power input	(1)	kW	121,4	128,2	142,5	159,0	175,9	194,6
EER	(1)	kW/kW	3,311	3,300	3,261	3,250	3,236	3,258
ESEER	(1)	kW/kW	-	-	-	-	-	-
COOLING ONLY (EN14511 VALUE)								
Cooling capacity	(1)(2)	kW	401,4	422,6	464,2	516,1	568,6	632,2
EER	(1)(2)	kW/kW	3,250	3,250	3,210	3,200	3,180	3,220
ESEER	(1)(2)	kW/kW	-	-	-	-	-	-
Cooling energy class			-	-	-	-	-	-
ENERGY EFFICIENCY								
SEASONAL EFFICIENCY IN COOLING (REG. EU 2016/2281)								
AMBIENT REFRIGERATION								
Prated,c	(7)	kW	401	423	464	516	569	632
SEER	(7)(8)		4,66	4,68	4,65	4,70	4,65	4,74
Performance η_s	(7)(9)	%	183	184	183	185	183	187
EXCHANGERS								
HEAT EXCHANGER USER SIDE IN REFRIGERATION								
Water flow	(1)	l/s	19,22	20,23	22,22	24,71	27,22	30,26
Pressure drop at the heat exchanger	(1)	kPa	69,4	54,6	65,9	61,7	74,9	57,0
REFRIGERANT CIRCUIT								
Compressors nr.		N°	4	4	4	5	6	5
No. Circuits		N°	2	2	2	2	2	2
Refrigerant charge		kg	59,0	63,0	66,0	80,5	82,0	85,0
NOISE LEVEL								
Sound Pressure	(3)	dB(A)	63	63	63	62	63	63
Sound power level in cooling	(4)(5)	dB(A)	95	95	95	95	96	96
SIZE AND WEIGHT								
A	(6)	mm	5080	5080	5080	6255	6255	6255
B	(6)	mm	2260	2260	2260	2260	2260	2260
H	(6)	mm	2560	2560	2560	2560	2560	2560
Operating weight	(6)	kg	2860	2890	2930	3500	3730	4190

Model		0676	0706	0768	0808	0848	0898	0928
Power supply	V/ph/Hz	400/3/50	400/3/50	400/3/50	400/3/50	400/3/50	400/3/50	400/3/50
PERFORMANCE								
COOLING ONLY (GROSS VALUE)								
Cooling capacity	(1)	kW	675,7	696,1	761,8	805,8	847,4	887,9
Total power input	(1)	kW	206,6	213,7	229,5	242,8	256,6	270,5
EER	(1)	kW/kW	3,271	3,257	3,319	3,319	3,302	3,282
ESEER	(1)	kW/kW	-	-	-	-	-	-
COOLING ONLY (EN14511 VALUE)								
Cooling capacity	(1)(2)	kW	675,1	695,4	761,1	805,1	846,7	887,2
EER	(1)(2)	kW/kW	3,220	3,210	3,270	3,260	3,260	3,240
ESEER	(1)(2)	kW/kW	-	-	-	-	-	-
Cooling energy class			-	-	-	-	-	-
ENERGY EFFICIENCY								
SEASONAL EFFICIENCY IN COOLING (REG. EU 2016/2281)								
AMBIENT REFRIGERATION								
Prated,c	(7)	kW	675	695	761	805	847	887
SEER	(7)(8)		4,76	4,75	4,74	4,73	4,75	4,78
Performance η_s	(7)(9)	%	188	187	187	186	187	188
EXCHANGERS								
HEAT EXCHANGER USER SIDE IN REFRIGERATION								
Water flow	(1)	l/s	32,31	33,29	36,43	38,54	40,52	42,46
Pressure drop at the heat exchanger	(1)	kPa	55,5	58,9	63,6	71,2	53,2	58,4
REFRIGERANT CIRCUIT								
Compressors nr.		N°	6	6	8	8	8	8
No. Circuits		N°	3	2	4	4	4	4
Refrigerant charge		kg	99,0	104	113	136	136	136
NOISE LEVEL								
Sound Pressure	(3)	dB(A)	64	64	64	64	65	65
Sound power level in cooling	(4)(5)	dB(A)	97	97	97	97	98	98
SIZE AND WEIGHT								
A	(6)	mm	7430	7430	9780	9780	9780	9780
B	(6)	mm	2260	2260	2260	2260	2260	2260
H	(6)	mm	2560	2560	2560	2560	2560	2560
Operating weight	(6)	kg	4330	4350	5530	5590	5650	5720

Notes:

- Plant (side) cooling exchanger water (in/out) 12°C/7°C; Source (side) heat exchanger air (in) 35°C.
- Values in compliance with EN14511
- Average sound pressure level at 10m distance, unit in a free field on a reflective surface; non-binding value calculated from the sound power level.
- Sound power on the basis of measurements made in compliance with ISO 9614.

- Sound power level in cooling, outdoors.
- Unit in standard configuration/execution, without optional accessories.
- Parameter calculated according to [REGULATION (EU) N. 2016/2281]
- Seasonal energy efficiency ratio
- Seasonal space cooling energy efficiency

The units highlighted in this publication contain R410A [GWP₁₀₀ 2088] fluorinated greenhouse gases.

Certified data in EUROVENT

NX2 G02 0404 - 0928

Air cooled chillers
for outdoor installation
(from 398 to 921 kW)

R410A



NX2-G02 / A + NR kit



Model			0404	0424	0464	0515	0576	0585	0636
Power supply	V/ph/Hz		400/3/50	400/3/50	400/3/50	400/3/50	400/3/50	400/3/50	400/3/50
PERFORMANCE									
COOLING ONLY (GROSS VALUE)									
Cooling capacity	(1)	kW	399,0	419,1	458,2	510,4	563,1	572,2	625,1
Total power input	(1)	kW	123,0	130,7	146,8	163,7	180,6	183,5	200,3
EER	(1)	kW/kW	3,244	3,207	3,121	3,118	3,118	3,118	3,121
ESEER	(1)	kW/kW	-	-	-	-	-	-	-
COOLING ONLY (EN14511 VALUE)									
Cooling capacity	(1)(2)	kW	398,4	418,7	457,6	509,8	562,4	571,7	624,5
EER	(1)(2)	kW/kW	3,190	3,160	3,070	3,070	3,060	3,080	3,080
ESEER	(1)(2)	kW/kW	-	-	-	-	-	-	-
Cooling energy class			-	-	-	-	-	-	-
ENERGY EFFICIENCY									
SEASONAL EFFICIENCY IN COOLING (REG. EU 2016/2281)									
AMBIENT REFRIGERATION									
Prated,c	(7)	kW	398	419	458	510	562	572	624
SEER	(7)(8)		4,65	4,67	4,63	4,68	4,63	4,72	4,71
Performance η_s	(7)(9)	%	183	184	182	184	182	186	185
EXCHANGERS									
HEAT EXCHANGER USER SIDE IN REFRIGERATION									
Water flow	(1)	l/s	19,08	20,04	21,91	24,41	26,93	27,37	29,89
Pressure drop at the heat exchanger	(1)	kPa	68,4	53,6	64,1	60,2	73,3	46,6	55,6
REFRIGERANT CIRCUIT									
Compressors nr.		N°	4	4	4	5	6	5	6
No. Circuits		N°	2	2	2	2	2	2	2
Refrigerant charge		kg	59,0	63,0	66,0	80,5	82,0	85,0	93,5
NOISE LEVEL									
Sound Pressure	(3)	dB(A)	54	54	55	54	54	55	55
Sound power level in cooling	(4)(5)	dB(A)	86	86	87	87	87	88	88
SIZE AND WEIGHT									
A	(6)	mm	5080	5080	5080	6255	6255	6255	7430
B	(6)	mm	2260	2260	2260	2260	2260	2260	2260
H	(6)	mm	2560	2560	2560	2560	2560	2560	2560
Operating weight	(6)	kg	2930	2960	3000	3600	3830	3900	4290

Model			0676	0706	0768	0808	0848	0898	0928
Power supply	V/ph/Hz		400/3/50	400/3/50	400/3/50	400/3/50	400/3/50	400/3/50	400/3/50
PERFORMANCE									
COOLING ONLY (GROSS VALUE)									
Cooling capacity	(1)	kW	667,5	686,2	756,9	799,2	838,8	877,9	910,4
Total power input	(1)	kW	212,0	220,2	231,0	246,0	261,5	277,4	293,1
EER	(1)	kW/kW	3,149	3,116	3,277	3,249	3,208	3,165	3,106
ESEER	(1)	kW/kW	-	-	-	-	-	-	-
COOLING ONLY (EN14511 VALUE)									
Cooling capacity	(1)(2)	kW	666,9	685,6	756,2	798,4	838,1	877,2	909,6
EER	(1)(2)	kW/kW	3,110	3,070	3,230	3,190	3,170	3,120	3,060
ESEER	(1)(2)	kW/kW	-	-	-	-	-	-	-
Cooling energy class			-	-	-	-	-	-	-
ENERGY EFFICIENCY									
SEASONAL EFFICIENCY IN COOLING (REG. EU 2016/2281)									
AMBIENT REFRIGERATION									
Prated,c	(7)	kW	667	686	756	798	838	877	910
SEER	(7)(8)		4,75	4,72	4,73	4,72	4,74	4,74	4,76
Performance η_s	(7)(9)	%	187	186	186	186	187	187	187
EXCHANGERS									
HEAT EXCHANGER USER SIDE IN REFRIGERATION									
Water flow	(1)	l/s	31,92	32,82	36,20	38,22	40,11	41,98	43,53
Pressure drop at the heat exchanger	(1)	kPa	54,1	57,2	62,8	70,0	52,1	57,1	61,4
REFRIGERANT CIRCUIT									
Compressors nr.		N°	6	6	8	8	8	8	8
No. Circuits		N°	3	2	4	4	4	4	4
Refrigerant charge		kg	99,0	104	113	136	136	136	136
NOISE LEVEL									
Sound Pressure	(3)	dB(A)	55	56	57	57	57	57	57
Sound power level in cooling	(4)(5)	dB(A)	88	89	90	90	90	90	90
SIZE AND WEIGHT									
A	(6)	mm	7430	7430	9780	9780	9780	9780	9780
B	(6)	mm	2260	2260	2260	2260	2260	2260	2260
H	(6)	mm	2560	2560	2560	2560	2560	2560	2560
Operating weight	(6)	kg	4430	4450	5660	5720	5770	5810	5850

Notes:

- 1 ▶ Plant (side) cooling exchanger water (in/out) 12°C/7°C; Source (side) heat exchanger air (in) 35°C.
- 2 ▶ Values in compliance with EN14511
- 3 ▶ Average sound pressure level at 10m distance, unit in a free field on a reflective surface; non-binding value calculated from the sound power level.
- 4 ▶ Sound power on the basis of measurements made in compliance with ISO 9614.

- 5 ▶ Sound power level in cooling, outdoors.
- 6 ▶ Unit in standard configuration/execution, without optional accessories.
- 7 ▶ Parameter calculated according to [REGULATION (EU) N. 2016/2281]
- 8 ▶ Seasonal energy efficiency ratio
- 9 ▶ Seasonal space cooling energy efficiency

The units highlighted in this publication contain R410A [GWP₁₀₀ 2088] fluorinated greenhouse gases.

Certified data in EUROVENT

NX² G06

0404 - 0928

Air cooled chillers
for outdoor installation
(from 379 to 872 kW)



NX2-G06 / K

Model			0404	0424	0464	0515	0576	0585	0636
Power supply	V/ph/Hz		400/3/50	400/3/50	400/3/50	400/3/50	400/3/50	400/3/50	400/3/50
PERFORMANCE									
COOLING ONLY (GROSS VALUE)									
Cooling capacity	(1)	kW	379,1	398,9	437,0	488,0	538,9	546,7	597,9
Total power input	(1)	kW	115,6	122,6	136,9	152,1	167,3	168,6	183,8
EER	(1)	kW/kW	3,279	3,254	3,192	3,208	3,221	3,243	3,253
ESEER	(1)	kW/kW	-	-	-	-	-	-	-
COOLING ONLY (EN14511 VALUE)									
Cooling capacity	(1)(2)	kW	378,6	398,5	436,5	487,5	538,3	546,2	597,3
EER	(1)(2)	kW/kW	3,220	3,210	3,140	3,160	3,170	3,200	3,210
ESEER	(1)(2)	kW/kW	-	-	-	-	-	-	-
Cooling energy class			-	-	-	-	-	-	-
ENERGY EFFICIENCY									
SEASONAL EFFICIENCY IN COOLING (REG. EU 2016/2281)									
AMBIENT REFRIGERATION									
Prated,c	(7)	kW	379	398	436	488	538	546	597
SEER	(7)(8)		4,67	4,68	4,65	4,70	4,70	4,76	4,75
Performance η_s	(7)(9)	%	184	184	183	185	185	187	187
EXCHANGERS									
HEAT EXCHANGER USER SIDE IN REFRIGERATION									
Water flow	(1)	l/s	18,13	19,08	20,90	23,34	25,77	26,14	28,59
Pressure drop at the heat exchanger	(1)	kPa	61,8	48,6	58,3	55,1	67,1	42,5	50,9
REFRIGERANT CIRCUIT									
Compressors nr.		N°	4	4	4	5	6	5	6
No. Circuits		N°	2	2	2	2	2	2	2
Refrigerant charge		kg	46,6	51,5	51,7	59,6	64,4	72,0	74,8
NOISE LEVEL									
Sound Pressure	(3)	dB(A)	62	62	62	62	63	63	62
Sound power level in cooling	(4)(5)	dB(A)	94	94	94	94	95	95	95
SIZE AND WEIGHT									
A	(6)	mm	3905	3905	3905	5080	5080	5080	6255
B	(6)	mm	2260	2260	2260	2260	2260	2260	2260
H	(6)	mm	2560	2560	2560	2560	2560	2560	2560
Operating weight	(6)	kg	2590	2620	2660	3190	3420	3500	3940

Model			0676	0706	0768	0808	0848	0898	0928
Power supply	V/ph/Hz		400/3/50	400/3/50	400/3/50	400/3/50	400/3/50	400/3/50	400/3/50
PERFORMANCE									
COOLING ONLY (GROSS VALUE)									
Cooling capacity	(1)	kW	636,3	656,5	720,5	759,5	798,1	835,5	867,1
Total power input	(1)	kW	198,1	200,3	218,0	231,4	245,1	259,3	273,5
EER	(1)	kW/kW	3,212	3,278	3,305	3,282	3,256	3,222	3,170
ESEER	(1)	kW/kW	-	-	-	-	-	-	-
COOLING ONLY (EN14511 VALUE)									
Cooling capacity	(1)(2)	kW	635,7	655,8	719,8	758,8	797,4	834,8	866,3
EER	(1)(2)	kW/kW	3,170	3,230	3,260	3,230	3,220	3,180	3,130
ESEER	(1)(2)	kW/kW	-	-	-	-	-	-	-
Cooling energy class			-	-	-	-	-	-	-
ENERGY EFFICIENCY									
SEASONAL EFFICIENCY IN COOLING (REG. EU 2016/2281)									
AMBIENT REFRIGERATION									
Prated,c	(7)	kW	636	656	720	759	797	835	866
SEER	(7)(8)		4,73	4,77	4,75	4,74	4,75	4,75	4,74
Performance η_s	(7)(9)	%	186	188	187	187	187	187	187
EXCHANGERS									
HEAT EXCHANGER USER SIDE IN REFRIGERATION									
Water flow	(1)	l/s	30,43	31,39	34,45	36,32	38,17	39,96	41,46
Pressure drop at the heat exchanger	(1)	kPa	49,2	52,4	56,9	63,3	47,2	51,7	55,7
REFRIGERANT CIRCUIT									
Compressors nr.		N°	6	6	8	8	8	8	8
No. Circuits		N°	3	2	4	4	4	4	4
Refrigerant charge		kg	75,1	85,6	88,5	95,1	104	106	106
NOISE LEVEL									
Sound Pressure	(3)	dB(A)	62	63	63	63	64	64	64
Sound power level in cooling	(4)(5)	dB(A)	95	96	96	96	97	97	97
SIZE AND WEIGHT									
A	(6)	mm	6255	6255	7430	7430	7430	7430	7430
B	(6)	mm	2260	2260	2260	2260	2260	2260	2260
H	(6)	mm	2560	2560	2560	2560	2560	2560	2560
Operating weight	(6)	kg	3980	4100	4970	5010	5080	5120	5150

Notes:

- Plant (side) cooling exchanger water (in/out) 12°C/7°C; Source (side) heat exchanger air (in) 35°C.
- Values in compliance with EN14511
- Average sound pressure level at 10m distance, unit in a free field on a reflective surface; non-binding value calculated from the sound power level.
- Sound power on the basis of measurements made in compliance with ISO 9614.

- Sound power level in cooling, outdoors.
- Unit in standard configuration/execution, without optional accessories.
- Parameter calculated according to [REGULATION (EU) N. 2016/2281]
- Seasonal energy efficiency ratio
- Seasonal space cooling energy efficiency

The units highlighted in this publication contain R454B [GWP₁₀₀ 466] fluorinated greenhouse gases.

Certified data in EUROVENT

NX2 G06

0404 - 0928

Air cooled chillers
for outdoor installation
(from 379 to 872 kW)



NX2-G06 / A

Model			0404	0424	0464	0515	0576	0585	0636
Power supply	V/ph/Hz		400/3/50	400/3/50	400/3/50	400/3/50	400/3/50	400/3/50	400/3/50
PERFORMANCE									
COOLING ONLY (GROSS VALUE)									
Cooling capacity	(1)	kW	380,1	400,0	439,8	490,2	540,8	548,6	599,7
Total power input	(1)	kW	111,3	117,1	129,4	145,0	161,1	161,7	177,4
EER	(1)	kW/kW	3,415	3,416	3,399	3,381	3,357	3,393	3,380
ESEER	(1)	kW/kW	-	-	-	-	-	-	-
COOLING ONLY (EN14511 VALUE)									
Cooling capacity	(1)(2)	kW	379,6	399,5	439,2	489,7	540,2	548,1	599,1
EER	(1)(2)	kW/kW	3,350	3,370	3,340	3,330	3,300	3,350	3,330
ESEER	(1)(2)	kW/kW	-	-	-	-	-	-	-
Cooling energy class			-	-	-	-	-	-	-
ENERGY EFFICIENCY									
SEASONAL EFFICIENCY IN COOLING (REG. EU 2016/2281)									
AMBIENT REFRIGERATION									
Prated,c	(7)	kW	380	400	439	490	540	548	599
SEER	(7)(8)		4,74	4,77	4,73	4,78	4,72	4,82	4,82
Performance η_s	(7)(9)	%	187	188	186	188	186	190	190
EXCHANGERS									
HEAT EXCHANGER USER SIDE IN REFRIGERATION									
Water flow	(1)	l/s	18,18	19,13	21,03	23,44	25,86	26,24	28,68
Pressure drop at the heat exchanger	(1)	kPa	62,1	48,8	59,0	55,6	67,6	42,8	51,2
REFRIGERANT CIRCUIT									
Compressors nr.		N°	4	4	4	5	6	5	6
No. Circuits		N°	2	2	2	2	2	2	2
Refrigerant charge		kg	56,1	59,9	62,7	76,5	77,9	80,8	88,8
NOISE LEVEL									
Sound Pressure	(3)	dB(A)	63	63	63	62	63	63	63
Sound power level in cooling	(4)(5)	dB(A)	95	95	95	95	96	96	96
SIZE AND WEIGHT									
A	(6)	mm	5080	5080	5080	6255	6255	6255	7430
B	(6)	mm	2260	2260	2260	2260	2260	2260	2260
H	(6)	mm	2560	2560	2560	2560	2560	2560	2560
Operating weight	(6)	kg	2930	2960	3000	3600	3830	3900	4290

Model			0676	0706	0768	0808	0848	0898	0928
Power supply	V/ph/Hz		400/3/50	400/3/50	400/3/50	400/3/50	400/3/50	400/3/50	400/3/50
PERFORMANCE									
COOLING ONLY (GROSS VALUE)									
Cooling capacity	(1)	kW	639,0	658,6	721,1	762,2	801,1	839,7	872,3
Total power input	(1)	kW	188,0	194,1	211,0	222,5	234,3	246,4	258,3
EER	(1)	kW/kW	3,399	3,393	3,418	3,426	3,419	3,408	3,377
ESEER	(1)	kW/kW	-	-	-	-	-	-	-
COOLING ONLY (EN14511 VALUE)									
Cooling capacity	(1)(2)	kW	638,4	658,0	720,5	761,5	800,4	839,0	871,6
EER	(1)(2)	kW/kW	3,350	3,350	3,370	3,370	3,380	3,360	3,330
ESEER	(1)(2)	kW/kW	-	-	-	-	-	-	-
Cooling energy class			-	-	-	-	-	-	-
ENERGY EFFICIENCY									
SEASONAL EFFICIENCY IN COOLING (REG. EU 2016/2281)									
AMBIENT REFRIGERATION									
Prated,c	(7)	kW	638	658	720	762	800	839	872
SEER	(7)(8)		4,86	4,83	4,81	4,81	4,83	4,84	4,86
Performance η_s	(7)(9)	%	191	190	189	189	190	190	191
EXCHANGERS									
HEAT EXCHANGER USER SIDE IN REFRIGERATION									
Water flow	(1)	l/s	30,56	31,50	34,49	36,45	38,31	40,16	41,72
Pressure drop at the heat exchanger	(1)	kPa	49,6	52,7	57,0	63,7	47,6	52,2	56,4
REFRIGERANT CIRCUIT									
Compressors nr.		N°	6	6	8	8	8	8	8
No. Circuits		N°	3	2	4	4	4	4	4
Refrigerant charge		kg	94,1	98,8	107	129	129	129	129
NOISE LEVEL									
Sound Pressure	(3)	dB(A)	64	64	64	64	65	65	65
Sound power level in cooling	(4)(5)	dB(A)	97	97	97	97	98	98	98
SIZE AND WEIGHT									
A	(6)	mm	7430	7430	9780	9780	9780	9780	9780
B	(6)	mm	2260	2260	2260	2260	2260	2260	2260
H	(6)	mm	2560	2560	2560	2560	2560	2560	2560
Operating weight	(6)	kg	4430	4450	5660	5720	5770	5810	5850

Notes:

- Plant (side) cooling exchanger water (in/out) 12°C/7°C; Source (side) heat exchanger air (in) 35°C.
- Values in compliance with EN14511
- Average sound pressure level at 10m distance, unit in a free field on a reflective surface; non-binding value calculated from the sound power level.
- Sound power on the basis of measurements made in compliance with ISO 9614.

- Sound power level in cooling, outdoors.
- Unit in standard configuration/execution, without optional accessories.
- Parameter calculated according to [REGULATION (EU) N. 2016/2281]
- Seasonal energy efficiency ratio
- Seasonal space cooling energy efficiency

The units highlighted in this publication contain R454B [GWP₁₀₀ 466] fluorinated greenhouse gases.

Certified data in EUROVENT



NX2-G06 / A + NR kit

NR

Model		0404	0424	0464	0515	0576	0585	0636
Power supply	V/ph/Hz	400/3/50	400/3/50	400/3/50	400/3/50	400/3/50	400/3/50	400/3/50
PERFORMANCE								
COOLING ONLY (GROSS VALUE)								
Cooling capacity	(1) kW	379,7	399,2	437,6	487,8	538,8	546,4	597,3
Total power input	(1) kW	111,9	118,6	132,5	148,5	164,5	165,6	181,6
EER	(1) kW/kW	3,393	3,366	3,303	3,285	3,275	3,300	3,289
ESEER	(1) kW/kW	-	-	-	-	-	-	-
COOLING ONLY (EN14511 VALUE)								
Cooling capacity	(1)(2) kW	379,2	398,7	437,0	487,3	538,1	545,9	596,7
EER	(1)(2) kW/kW	3,330	3,320	3,250	3,240	3,220	3,260	3,240
ESEER	(1)(2) kW/kW	-	-	-	-	-	-	-
Cooling energy class		-	-	-	-	-	-	-
ENERGY EFFICIENCY								
SEASONAL EFFICIENCY IN COOLING (REG. EU 2016/2281)								
AMBIENT REFRIGERATION								
Prated,c	(7) kW	379	399	437	487	538	546	597
SEER	(7)(8) kW/kW	4,73	4,76	4,72	4,76	4,70	4,81	4,80
Performance η_s	(7)(9) %	186	187	186	188	185	190	189
EXCHANGERS								
HEAT EXCHANGER USER SIDE IN REFRIGERATION								
Water flow	(1) l/s	18,16	19,09	20,92	23,33	25,76	26,13	28,56
Pressure drop at the heat exchanger	(1) kPa	62,0	48,6	58,4	55,0	67,1	42,5	50,8
REFRIGERANT CIRCUIT								
Compressors nr.	N°	4	4	4	5	6	5	6
No. Circuits	N°	2	2	2	2	2	2	2
Refrigerant charge	kg	56,1	59,9	62,7	76,5	77,9	80,8	88,8
NOISE LEVEL								
Sound Pressure	(3) dB(A)	54	54	55	54	54	55	55
Sound power level in cooling	(4)(5) dB(A)	86	86	87	87	87	88	88
SIZE AND WEIGHT								
A	(6) mm	5080	5080	5080	6255	6255	6255	7430
B	(6) mm	2260	2260	2260	2260	2260	2260	2260
H	(6) mm	2560	2560	2560	2560	2560	2560	2560
Operating weight	(6) kg	2930	2960	3000	3600	3830	3900	4290

Model		0676	0706	0768	0808	0848	0898	0928
Power supply	V/ph/Hz	400/3/50	400/3/50	400/3/50	400/3/50	400/3/50	400/3/50	400/3/50
PERFORMANCE								
COOLING ONLY (GROSS VALUE)								
Cooling capacity	(1) kW	636,5	655,3	720,4	760,7	798,7	837,2	868,8
Total power input	(1) kW	191,7	198,7	210,9	223,9	237,3	250,9	264,5
EER	(1) kW/kW	3,320	3,298	3,416	3,397	3,366	3,337	3,285
ESEER	(1) kW/kW	-	-	-	-	-	-	-
COOLING ONLY (EN14511 VALUE)								
Cooling capacity	(1)(2) kW	635,9	654,7	719,8	760,0	798,1	836,5	868,1
EER	(1)(2) kW/kW	3,280	3,250	3,370	3,340	3,320	3,290	3,240
ESEER	(1)(2) kW/kW	-	-	-	-	-	-	-
Cooling energy class		-	-	-	-	-	-	-
ENERGY EFFICIENCY								
SEASONAL EFFICIENCY IN COOLING (REG. EU 2016/2281)								
AMBIENT REFRIGERATION								
Prated,c	(7) kW	636	655	720	760	798	836	868
SEER	(7)(8) kW/kW	4,85	4,81	4,81	4,81	4,82	4,83	4,85
Performance η_s	(7)(9) %	191	189	189	189	190	190	191
EXCHANGERS								
HEAT EXCHANGER USER SIDE IN REFRIGERATION								
Water flow	(1) l/s	30,44	31,34	34,45	36,38	38,20	40,04	41,55
Pressure drop at the heat exchanger	(1) kPa	49,2	52,2	56,9	63,5	47,3	51,9	55,9
REFRIGERANT CIRCUIT								
Compressors nr.	N°	6	6	8	8	8	8	8
No. Circuits	N°	3	2	4	4	4	4	4
Refrigerant charge	kg	94,1	98,8	107	129	129	129	129
NOISE LEVEL								
Sound Pressure	(3) dB(A)	55	56	57	57	57	57	57
Sound power level in cooling	(4)(5) dB(A)	88	89	90	90	90	90	90
SIZE AND WEIGHT								
A	(6) mm	7430	7430	9780	9780	9780	9780	9780
B	(6) mm	2260	2260	2260	2260	2260	2260	2260
H	(6) mm	2560	2560	2560	2560	2560	2560	2560
Operating weight	(6) kg	4430	4450	5660	5720	5770	5810	5850

Notes:

- Plant (side) cooling exchanger water (in/out) 12°C/7°C; Source (side) heat exchanger air (in) 35°C.
- Values in compliance with EN14511
- Average sound pressure level at 10m distance, unit in a free field on a reflective surface; non-binding value calculated from the sound power level.
- Sound power on the basis of measurements made in compliance with ISO 9614.

- Sound power level in cooling, outdoors.
- Unit in standard configuration/execution, without optional accessories.
- Parameter calculated according to [REGULATION (EU) N. 2016/2281]
- Seasonal energy efficiency ratio
- Seasonal space cooling energy efficiency

The units highlighted in this publication contain R454B [GWP₁₀₀ 466] fluorinated greenhouse gases.

Certified data in EUROVENT

“ BY FAR THE BEST PROOF IS EXPERIENCE ”

Sir Francis Bacon
British Philosopher (1561 - 1626)

GRAN THEATRE DE RABAT

2018 Rabat - Morocco

Application:
Theatres


Cooling capacity:
2500 kW

Installed units:
2x NECS-Q 3218,
1x NECS/B 3218

Plant type:
Hydronic System

Heating capacity:
1786 kW

Architect:
Zaha Hadid



PROJECT

The futuristic building has been designed by Zaha Hadid Architects and its shape is inspired by the nearby Bouregreg River. The project, part of a national programme of cultural development, includes a 1800-seat theatre, an open-air theatre with a capacity of 7,000 people, a second experimental performance / rehearsal spaces and a restaurant for 350 people.

CHALLENGE

To combine perfect internal comfort and high energy performance of the building, the HVAC system has been designed starting from Climaveneta high efficiency units: 2 multi-purpose heat pumps NECS-Q/B 3218 and 1 air cooled chiller NECS/B 3218.

SOLUTION

The system is able to provide the ideal temperature and humidity level inside the building all year round, even producing simultaneous cooling and heating when necessary, thanks to the multi-purpose units installed. The system has a total cooling capacity of 2,500 kW, thus granting an ideal temperature even in the Moroccan hot summers.

IKEA MUSEUM

2016-2018 Almhult - Sweden

Application:
Retail - Museum

Cooling capacity:
880 kW

Plant type:
Hydronic System

Installed units:
1x NX/K 1214P, 2x NECS-FC/SL/S 0904



PROJECT

The Ikea Museum is a 7,000 sqm structure located in Almhult, Ikea's historical headquarters. It celebrates the 70-year history of the firm through its products and the stories of people who have bought Ikea furniture over the years and is expected to become a tourist attraction. The four floors include fully furnished rooms, old catalogues, living spaces of the future, and exhibits dedicated to the store's most popular and not-so-popular items.

CHALLENGE

The structure required a reliable and efficient HVAC system both in visitors areas and in technical rooms, in order to ensure a pleasant visiting experience, in line with the values celebrated by Ikea all over the world through a unique shopping experience.

SOLUTION

The M&E consultants opted for Climaveneta units for this prestigious project. A NX air source chiller with scroll compressors was installed for the air conditioning of the museum. The local temperate climate has made possible to equip the cooling system of the technical rooms with 2 NECS-FC chillers. Thanks to Climaveneta's advanced free cooling technology system, they use outdoor temperature as a free source for cooling, thus maximising energy savings.

MORE THAN 1000 PROJECTS ALL OVER THE WORLD

2016 Warsaw - Poland

Galeria Północna

Application: Shopping Centre

Plant type: Hydronic System

Cooling capacity: 1247 kW

Installed machines:

1x NX/K 0352P,

1x NX/K 0452P,

1x NECS/SL 1816,

2x NECS/SL 2015



2017 Salta - Argentina

Swiss Medical Group Altos De Salta Hospital

Application: Healthcare / Hospitals

Plant type: Hydronic System

Cooling capacity: 1328 kW

Installed machines:

2x NECS-B/2418,

38x WIZARD



Every project is characterised by different needs and system specifications for various climates. All these projects share high energy efficiency, maximum integration, and total reliability resulting from the Climaveneta brand experience.

2019 Montevideo - Uruguay Antel Arena

Application: Sport structures

Plant type: Hydronic System

Cooling capacity: 5000 kW

Heating capacity: 3000 kW

Air flow: 865700 m³/h

Installed machines:

26x WIZARD, 2x NECS/B, 2x FOCS2/SL-K

5x ERACS2-Q, 102x a-CHD, 55x a-LIFE2,

5x a-HWD2, 8x ACO/ACU, ClimaPRO

2015 Dusseldorf - Germany Clara Und Robert Office Building

Application: Office Buildings

Plant type: Hydronic System

Cooling capacity: 1198 kW

Installed machines:

1x NECS/SL 2116,

1x NECS/SL 2316



for a greener tomorrow

Eco Changes is the Mitsubishi Electric Group's environmental statement, and expresses the Group's stance on environmental management. Through a wide range of businesses, we are helping contribute to the realization of a sustainable society.



MITSUBISHI ELECTRIC HYDRONICS & IT COOLING SYSTEMS S.p.A.

Head Office: Via Caduti di Cefalonia 1 - 36061 Bassano del Grappa (VI) - Italy

Tel (+39) 0424 509 500 - Fax (+39) 0424 509 509

www.climaveneta.com

www.melcohit.com

